

2015 SOLID WASTE ANNUAL REPORT

Executive Summary

In 1988, the Illinois Environmental Protection Agency passed the Solid Waste Planning and Recycling Act. The purpose of this Act was to provide incentives for decreasing generation of municipal waste, to require counties to develop comprehensive waste management plans that would place emphasis on recycling and other alternatives to landfills, to encourage municipal recycling and source reduction, and to promote composting of yard wastes. The Act required that by March 1, 1995, the County officially adopt a plan for the management of municipal waste generated within its boundaries and set target goals for recycling.

In March of 1995, the DeKalb County Board adopted the DeKalb County Solid Waste Plan. The Board appointed the DeKalb County Health Department to be the administrative agency to manage the Solid Waste Management Program for the county. Implementation of the Plan by the Health Department began in January 1996. In 2000, 2005, 2010 and 2015, the DeKalb County Board of Health and DeKalb County Board completed reviews, updates and approval of the Plan. Beginning in 1995, the Solid Waste Program was funded by a \$1.10 per ton tipping fee on waste deposited in the landfill. In 2007, the tipping fee was increased to \$1.27 per ton. The Host Fee Agreement for the landfill expansion went into effect in 2014. In August 2014, revenue for the Solid Waste Program transitioned from tipping fees to the Host Fee Agreement.

The County Board adopted Resolution 2014-65 on September 17, 2014 to adopt zero waste as a guiding principle within the DeKalb County Solid Waste Management Plan, as recommended by the Zero Waste Task Force, and directed that the initial task focus on: the expansion of Rural Recycling, development of an ordinance to address Commercial/ Multi-Unit Recycling, development of a pilot program to harvest organic waste and establishment of a community advisory committee to provide input.

The following DeKalb County Landfill data was provided by Waste Management:

Total waste deposited (in tons)	419,517
Total out of county waste deposited (in tons)	353,871
Percentage of out-of-county waste	84%
Average tons per day deposited (5-day weeks, total 260 days)	1,614
Years of life remaining at current disposal rate	39

Over the course of the last twenty years the Solid Waste program has committed to managing Solid Waste with the intention of diverting as much away from the landfill as possible. Each year the Program follows the plan to work toward the goal of reducing the landfill rate by 50 percent by the year 2034.

The 2015 Landfill Rate (average pounds of waste generated per person per day) is 4.4, the same as the 2014 rate.

2015 Solid Waste Program Achievements

Harvesting Organic Waste

- The Solid Waste and Recycling Community Advisory Committee began discussing plans for a pilot project to harvest organics for City of DeKalb residents

Rural Recycling

- The Solid Waste Program renewed recycling contracts with two rural recycling collection sites
- A new hauler began offering curbside recycling pick up for rural customers

Commercial/Multi-Unit Housing Recycling

- The Solid Waste Specialist met with restaurant owners to offer recycling opportunities and waste audits

Other Solid Waste Program Achievements

- Coordinated a collection event and collected over 9 tons of household hazardous waste
- Coordinated a collection event and distributed over 400 pairs of gently used athletic shoes to be reused by children for Physical Education
- Provided consultation for, hosted and advertised the Municipal electronic recycling program. Collected over 125 tons of electronic waste
- Received an Illinois Environmental Protection Agency grant to promote the Municipal electronic recycling program
- Participated in an electronic recycling advocacy group and sent recommendations to the Illinois Environmental Protection Agency concerning electronics recycling legislation
- Entered into an agreement to fund continuation of the Municipal electronic recycling program
- Added a sixth monthly drop-off site for electronic recycling in Shabbona
- Collected 2.5 tons of holiday lights for recycling
- Worked with local community organizations to collect coats for reuse by needy families
- Established the Solid Waste and Recycling Community Advisory Committee to provide input on the recommendations of the Zero Waste Task Force
- Worked in partnership with other organizations focused on waste reduction, including the Northern Illinois University Green Team, City of DeKalb Citizen's Environmental Commission, Illinois Product Stewardship Council, Illinois Food Scrap Coalition, Illinois Recycling Association and Illinois County Solid Waste Managers Association
- Worked with the University of Illinois Extension to provide recycling education to 4,144 students
- Updated the Solid Waste and Recycling webpage as needed
- Provided press releases and interviews with news media outlets
- Provided Earth Day education to Health Department clients

2016 Solid Waste Program Goals

Harvesting Organic Waste

- Implement organic waste pilot project
- Collect organic waste from restaurants

Rural Recycling

- Increase rural residential curbside recycling

Commercial/Multi-Unit Housing Recycling

- Set a recycling goal for commercial/multi-unit housing
- Explore an ordinance requiring commercial/multi-unit housing recycling
- Work with the DeKalb Citizen's Environmental Commission to expand the Green Leaf recognition program, formally recognizing businesses for their sustainability efforts

Other Solid Waste Program Goals

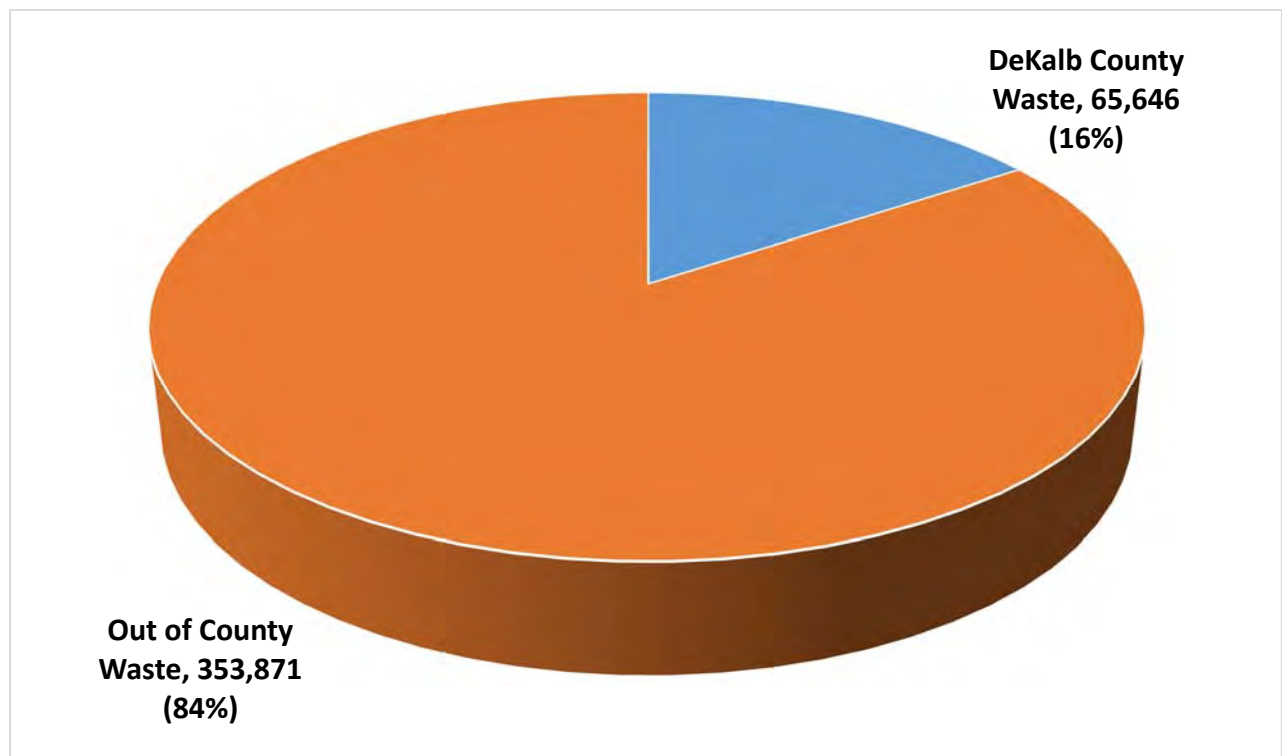
- Coordinate the annual Shoe Share Drive
- Host and organize the Green Living Festival to educate low-income families about sustainability
- Host annual Household Hazardous Waste drive
- Explore options for electronics recycling
- Coordinate annual holiday lights collection
- Increase public awareness at community festivals and events
- Work with municipal leaders to increase overall waste diversion from the landfill
- Work with industry groups to improve electronics disposal legislation in the State of Illinois
- Increase participation with waste industry partners including the Illinois County Solid Waste Managers Association, Illinois Recycling Association, Illinois Food Scrap Coalition, Illinois Product Stewardship Council, Citizens Environmental Commission and the Solid Waste and Recycling Community Advisory Committee for networking, sharing ideas, staying informed of legislation and advocacy efforts
- Coordinate educational outreach to public schools

Solid Waste Program Data for 2015

The following graphs present waste and recycling data that was voluntarily provided by haulers that service DeKalb County.

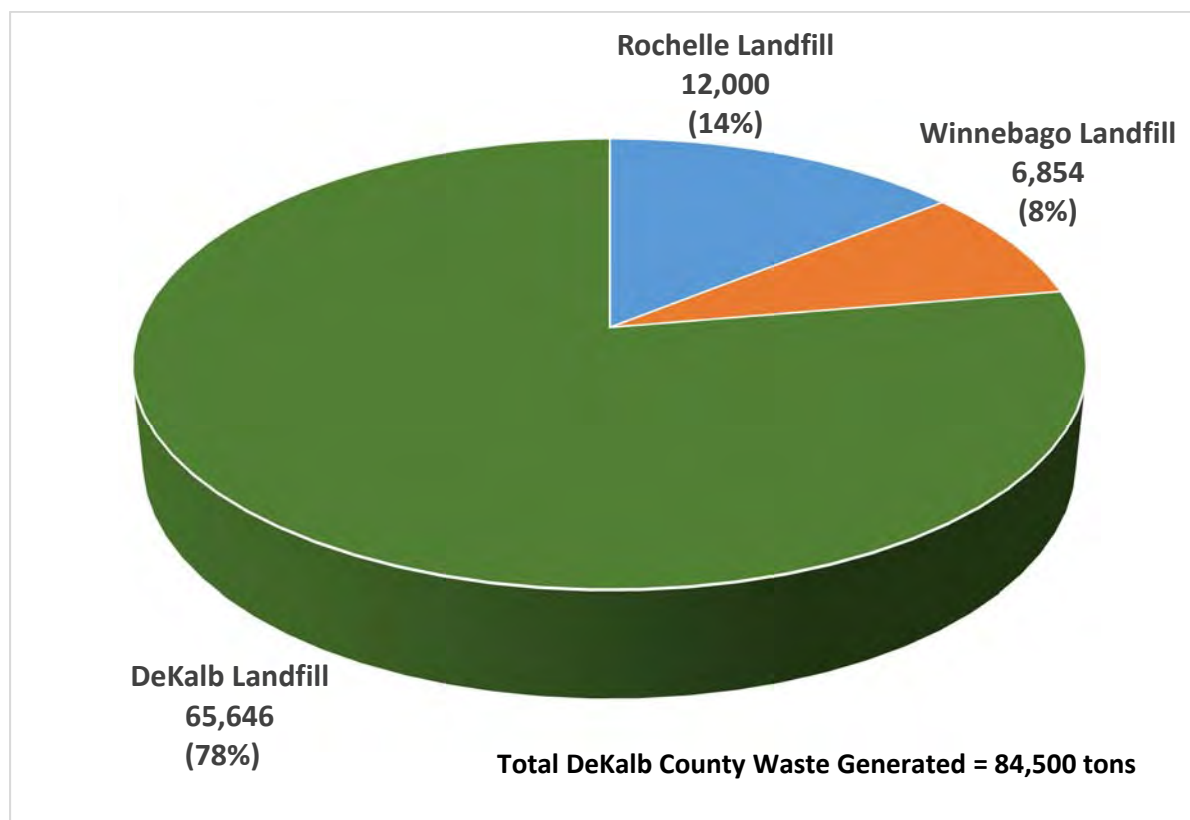
Graph 1: Indicates the amount of waste landfilled in DeKalb County from DeKalb and other counties.

Graph 1: Waste Sent to DeKalb County Landfill (tons)



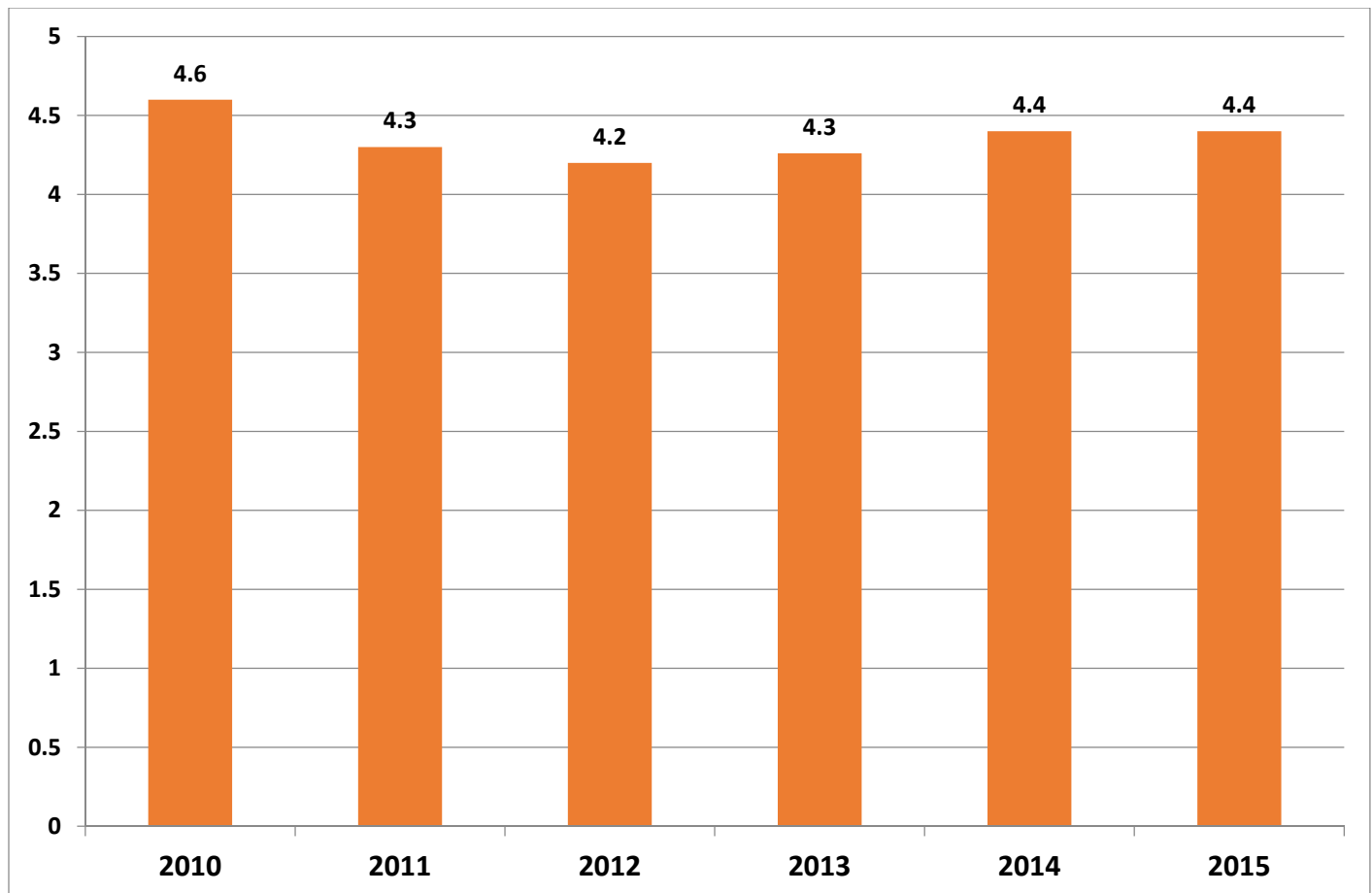
Graph 2: Indicates how much waste DeKalb County residents and businesses generated and the location of disposal. DeKalb County Landfill accepted 78 percent of the County's waste. Rochelle Landfill accepted 14 percent and 8 percent went to the Winnebago County Landfill.

Graph 2: Waste generated by DeKalb County (tons) and Destination



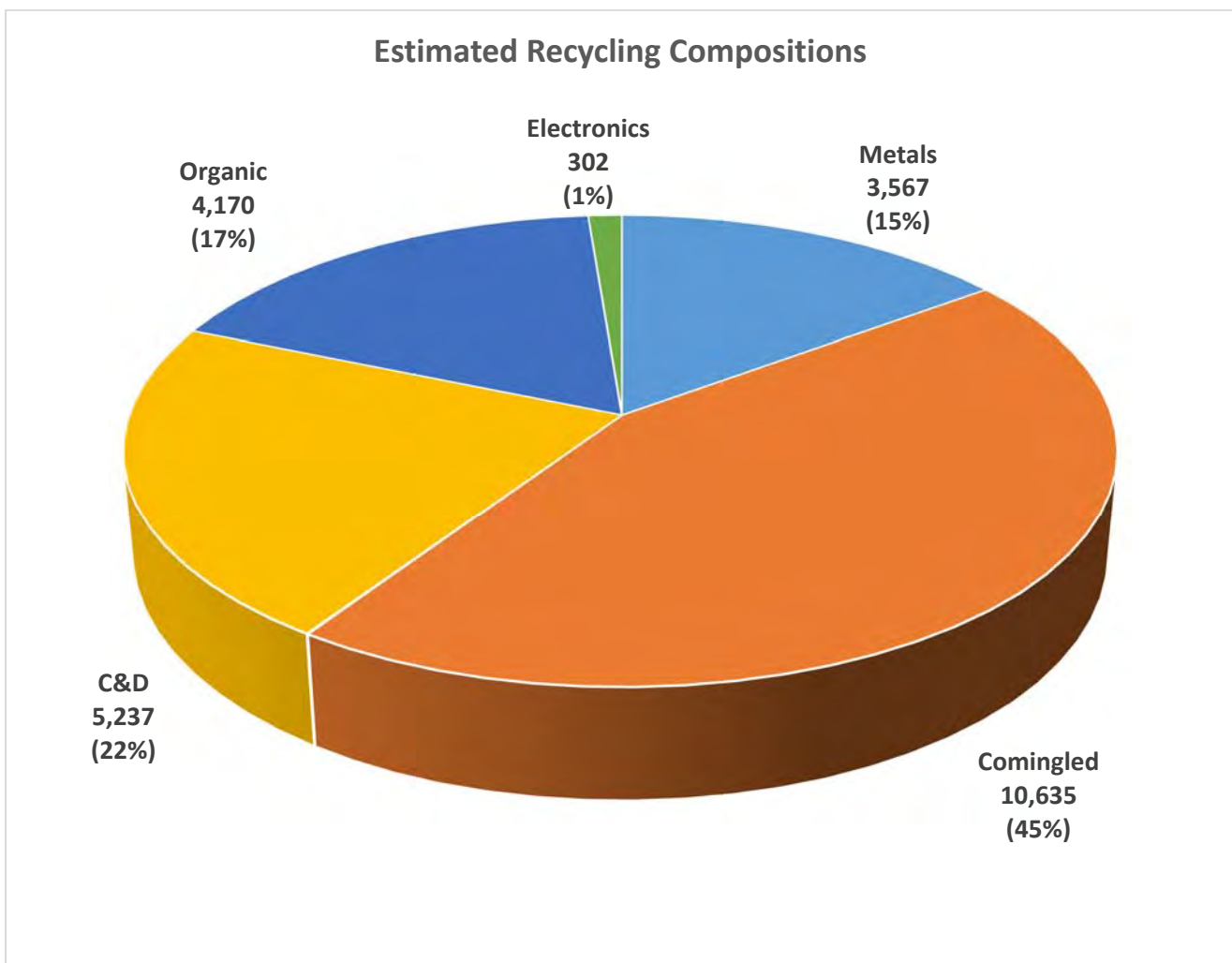
Graph 3: Indicates the County's per capita landfill rate 2010-2015. In 2015, the County generated 4.4 pounds of waste per person per day.

Graph 3: Per capita landfill rate



Graph 4: Indicates the estimated composition of materials recycled in 2015. Comingled waste (aluminum cans, plastic containers, paper and cardboard) accounted for 45 percent of the recycling stream. Landscape (organic) waste represents 17 percent of the recycling stream. C & D (Construction and Demolition) materials were 22 percent of the waste stream. Electronics accounted for 1 percent.

Graph 4: Recycling Composition Estimates*



*Some recycling figures are estimated based on historical data

**Solid Waste Management Program
Financial Statement
2010 - 2015**

Fiscal Year	Revenue/ Tipping Fees	Interest	Other Revenue	Total	Expenditures	Fund Balance
2010	\$96,769	\$532	\$0	\$97,301	\$107,661	\$77,138
2011	\$92,389	\$315	\$2880	\$95,584	\$114,520	\$58,250
2012	\$89,235	\$64	\$390	\$89,689	\$112,539	\$35,400
2013	\$93,004	\$28	\$3239	\$96,271	\$106,971	\$24,699
2014	\$93,000*	\$41	\$2,481	\$95,522	\$89,024	\$31,198

Fiscal Year	Landfill Host Benefit**	Interest	Household Hazardous Waste	Other Revenue	Total	Expenditures	Fund Balance
2015	\$200,000	\$123	\$25,000	\$2,159	\$227,282	\$175,261	\$84,728

* \$54,259 Revenue/Tipping Fee + \$38,741 Landfill Host Benefit

** 2015 is the first full year of the Landfill Host Benefit