



## 2021 SOLID WASTE ANNUAL REPORT

### Executive Summary

In 1988, the Illinois Environmental Protection Agency passed the Solid Waste Planning and Recycling Act. The purpose of this Act was to provide incentives for decreasing generation of municipal waste, to require counties to develop comprehensive waste management plans that would place emphasis on recycling and other alternatives to landfills, to encourage municipal recycling and source reduction, and to promote composting of yard wastes. The Act required that by March 1, 1995, the County officially adopt a plan for the management of municipal waste generated within its boundaries and set target goals for recycling.

In March of 1995, the DeKalb County Board adopted the DeKalb County Solid Waste Plan. The Board appointed the DeKalb County Health Department to be the administrative agency to manage the Solid Waste Management Program for the county. Implementation of the Plan by the Health Department began in January 1996. In 2000, 2005, 2010 and 2015, the DeKalb County Board of Health and DeKalb County Board completed reviews, updates and approval of the Plan. Beginning in 1995, the Solid Waste Program was funded by a \$1.10 per ton tipping fee on waste deposited in the landfill. In 2007, the tipping fee was increased to \$1.27 per ton. The Host Fee Agreement for the landfill expansion went into effect in 2014. In August 2014, revenue for the Solid Waste Program transitioned from tipping fees to the Host Fee Agreement.

The County Board adopted Resolution 2014-65 on September 17, 2014 to adopt zero waste as a guiding principle within the DeKalb County Solid Waste Management Plan, as recommended by the Zero Waste Task Force, and directed that the initial task focus on: the expansion of Rural Recycling, development of an ordinance to address Commercial/ Multi-Unit Recycling, development of a pilot program to harvest organic waste and establishment of a community advisory committee to provide input.

The following DeKalb County Landfill data was provided by Waste Management:

Total waste deposited (in tons) excluding special waste	495,045
Total out of county waste deposited (in tons)	443,153
Percentage of out-of-county waste	89.5%
Average tons per day deposited (5-day weeks, total 260 days)	1904.01
Years of life remaining at current disposal rate	39

Over the course of the last twenty-four years, the Solid Waste program has committed to managing Solid Waste with the intention of diverting as much away from the landfill as possible. Each year, the Program follows the plan to work toward the goal of reducing the landfill rate by 50 percent by the year 2034. In 2021, about 19% of waste was diverted from the landfill. Another way of measuring the amount of waste generated is by measuring the Pounds per Person per Day (ppd). In 2021, the landfill rate measured 3.49 ppd; this is an increase from 2020 data which measured at 3.14 ppd.

## 2021 Solid Waste Program Achievements

\*Due to COVID-19, progression of the Solid Waste program goals were delayed.

### Harvesting Organic Waste

- Food scraps can now be placed with yard waste in the City of DeKalb and City of Sycamore during yard waste collections.

### Rural Recycling

- The Solid Waste Program renewed the rural recycling agreements with Somonauk Township and Genoa Township for the years 2021-2024. The sites service rural residents in both the southern and northern regions of the County that do not have curbside recycling. Over the past two years, we have seen an increase in the availability of curbside recycling to better serve County residents.

### Other Solid Waste Program (SWP) Achievements

- The SWP coordinated a household hazardous waste (HHW) drive and collected almost 4.74 tons of HHW. Residents of Sycamore, Genoa and Kirkland had the option of disposing HHW through the At Your Door program with Waste Management. Finally, over 2,000 gallons of used oil from DeKalb County businesses was recycled.
- The SWP continued to provide assistance to the municipal electronic recycling programs. We also collected almost 44.3 tons of electronic waste at events throughout the County.
- The City of DeKalb adopted curbside electronics recycling program where Lake Shore Recycling Systems collects residents E-Waste on the first scheduled pickup day of every month. The city of Sycamore has similar programs with Waste Management.
- The SWP participated in the advocacy efforts of the Illinois Product Stewardship Institute to provide recommendations to the Illinois Environmental Protection Agency concerning electronics recycling legislation.
- The SWP worked in partnership with other organizations focused on waste reduction, including the Northern Illinois University Green Team, City of DeKalb Citizen's Environmental Commission, Illinois Product Stewardship Council, Illinois Food Scrap Coalition, Illinois Recycling Association and Illinois County Solid Waste Managers Association.

## **2022 Solid Waste Program Goals**

### **Rural Recycling**

- Continue to increase community awareness of the availability of rural recycling sites in order to encourage rural residents to utilize.
- Begin talks to expand Rural Recycling by creating a central site location within the city of DeKalb

### **Commercial/Multi-Unit Housing Recycling**

- Work with Municipal leaders to advocate for stronger recycling ordinances.
- Encourage commercial and multi-unit owners to voluntarily institute recycling policies.

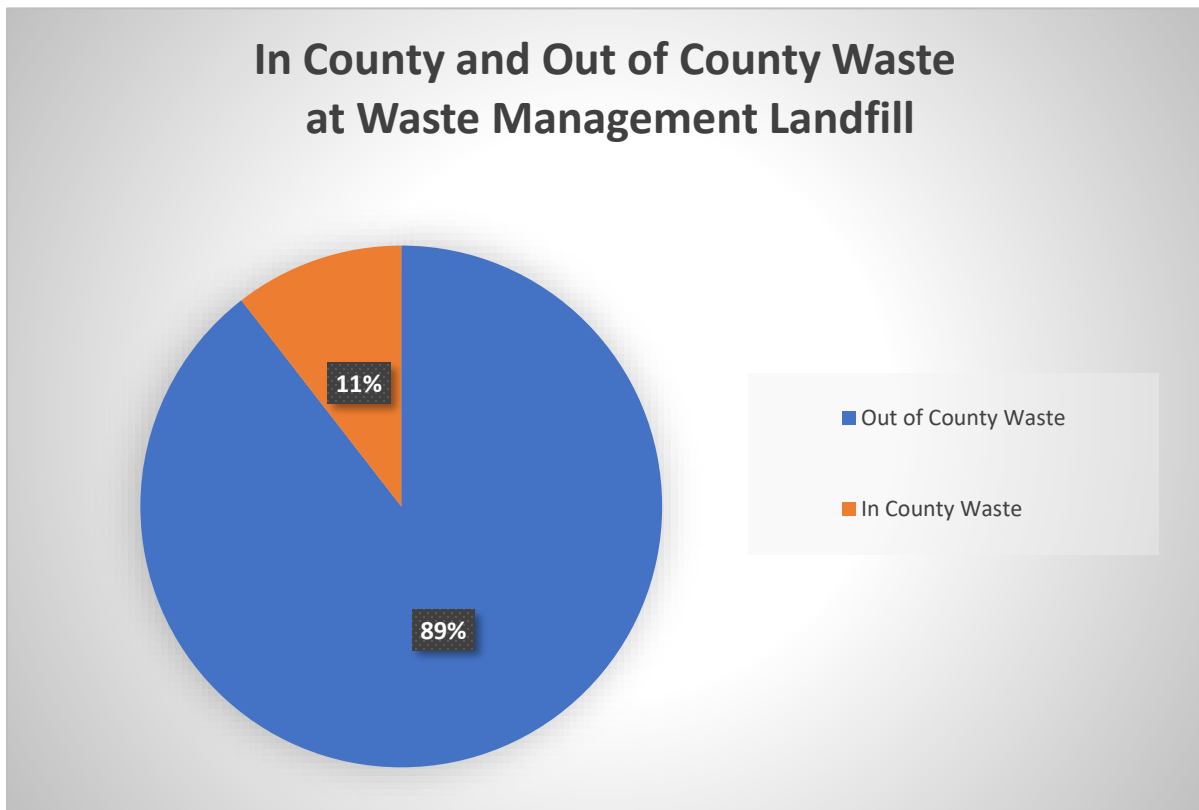
### **Other Solid Waste Program Goals**

- In addition, the SWP will:
  - Host the annual Household Hazardous Waste drive, Electronics Collection, and Holiday Lights collection.
  - Increase public awareness about recycling and food scrap collection at community festivals and events.
  - Work with municipal leaders to increase overall waste diversion from the landfill.
  - Continue to participate with waste industry partners including the Illinois County Solid Waste Managers Association for networking, sharing ideas, staying informed of legislation and advocacy efforts.
  - Reintroduce the recycling programs within the Sycamore school district and rejoin membership for the Sycamore Sustainability Committee.

## Solid Waste Program Data for 2021

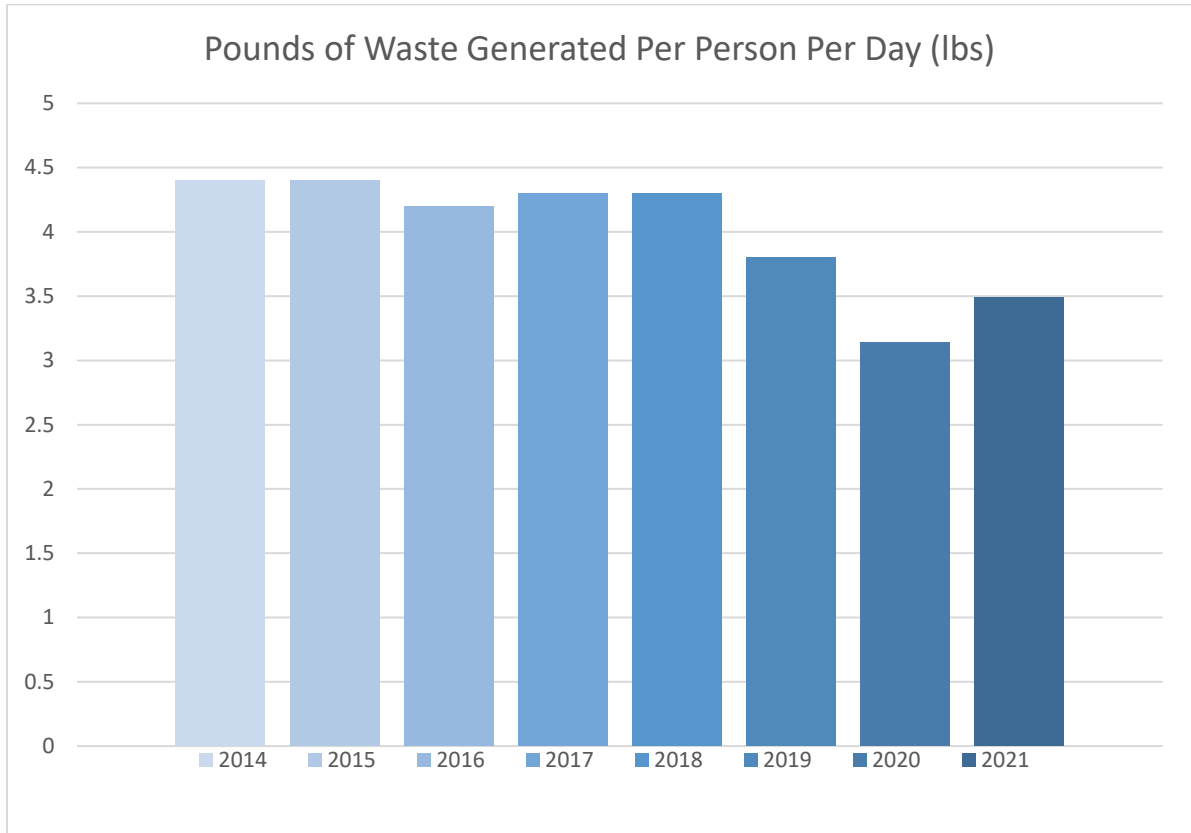
**Graph 1:** Indicates the amount of waste landfilled in the DeKalb County Landfill from DeKalb County and other counties. DeKalb County communities generated 51,892 tons or 10.5% of the waste. Surrounding counties generated 443,153 tons or 89.5% of the waste. Waste Management voluntarily provided this data from the DeKalb County Landfill.

**Graph 1: Waste Sent to DeKalb County Landfill (tons)**



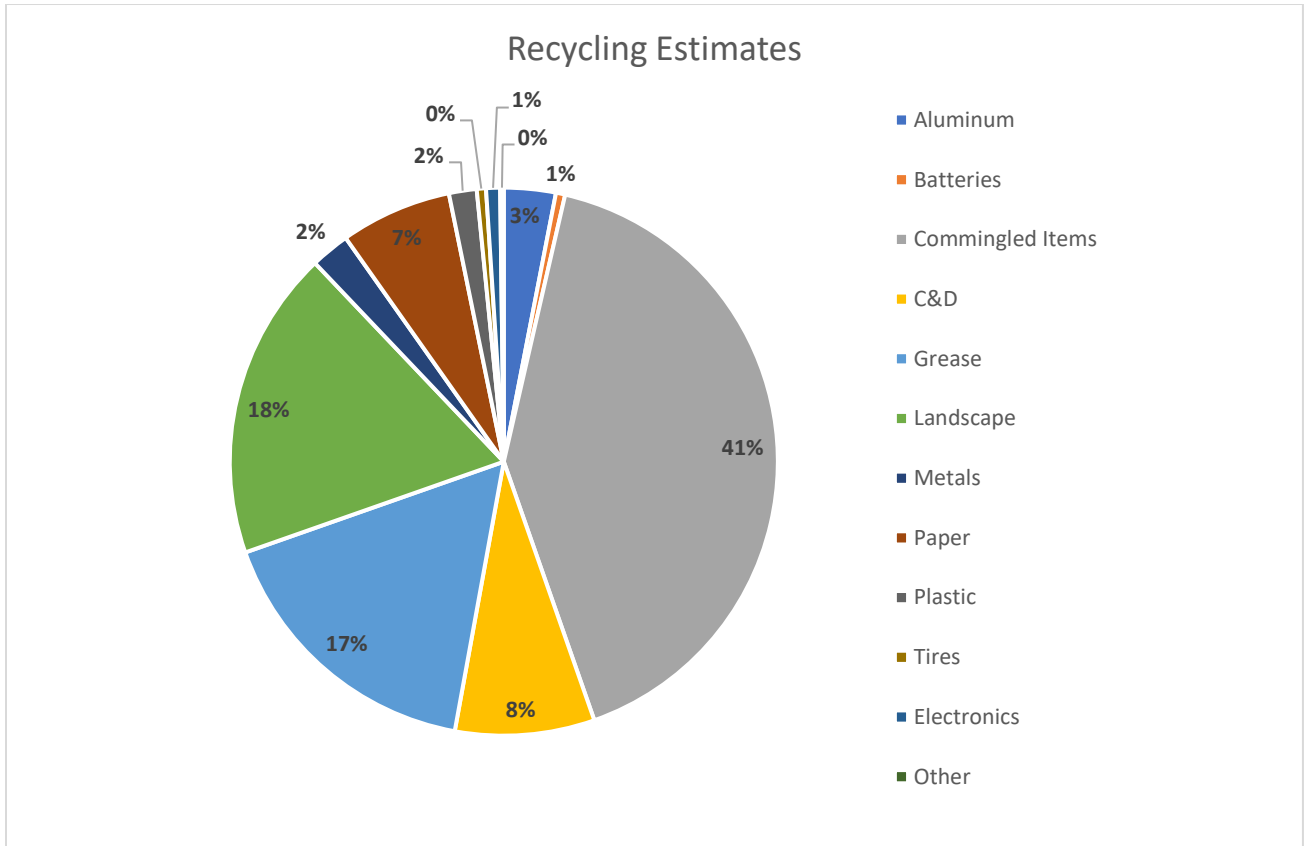
**Graph 2:** Indicates the County’s per capita landfill rate 2014 – 2021. In 2021, the County generated 3.49 pounds of waste per person per day (PPD). This is an increase from 2020, which was 3.14 ppd.

**Graph 2: Per capita landfill rate (ppd)**



**Graph 3:** Indicates the estimated composition of materials recycled. In 2021, approximately 7,510.38 tons of recyclable materials were collected and diverted from the landfill. All recycling percentages are based on voluntary information provided by businesses and haulers known to be operating in DeKalb County.

**Graph 3: Recycling Composition Estimates**



**Solid Waste Management Program  
Financial Statement  
2010 – 2021**

Historically, the Solid Waste Program was funded by tipping fees from the landfill (Chart 1). The financial statement below shows financial revenues and expenditures from 2010 through 2017. Note that in August of 2014, the revenue stream changed from a tipping fee to a Host Benefit Agreement (Chart 2).

**Chart 1: Tipping Fee Revenue/Expenditures**

Fiscal Year	Revenue/ Tipping Fees	Interest	Other Revenue	Total	Expenditures	Fund Balance
2010	\$96,769	\$532	\$0	\$97,301	\$107,661	\$77,138
2011	\$92,389	\$315	\$2880	\$95,584	\$114,520	\$58,250
2012	\$89,235	\$64	\$390	\$89,689	\$112,539	\$35,400
2013	\$93,004	\$28	\$3239	\$96,271	\$106,971	\$24,699
2014	\$93,000	\$41	\$2,481	\$95,522	\$89,024	\$31,198

**Chart 2: Host Benefit Agreement based Revenues/Expenditures**

Fiscal Year	Landfill Host Benefit	Interest	Household Hazardous Waste	Other Revenue	Total	Expenditures	Fund Balance
2015	\$200,000	\$123	\$25,000	\$2,159	\$227,282	\$173,924	\$86,065
2016	\$203,400	\$67	\$24,390	\$290	\$228,147	\$200,823	\$113,389
2017	\$203,400	\$40	\$25,000	\$487	\$228,927	\$181,500	\$160,815
2018	\$131,858	\$1,038	\$25,000	\$1,677	\$159,573	\$153,605	\$166,783
2019	\$134,133	\$3,150	\$2,678	\$40	\$140,001	\$110,878	\$195,906
2020	\$138,734	\$631	\$18,147	\$71	\$157,583	\$125,941	227,548
2021*	\$140,658	\$128	\$24,427	\$0	\$165,213	\$130,268	\$262,493

\* Unaudited