



2022 SOLID WASTE ANNUAL REPORT

Executive Summary

In 1988, the Illinois Environmental Protection Agency passed the Solid Waste Planning and Recycling Act. The purpose of this Act was to provide incentives for decreasing generation of municipal waste, to require counties to develop comprehensive waste management plans that would place emphasis on recycling and other alternatives to landfills, to encourage municipal recycling and source reduction, and to promote composting of yard wastes. The Act required that by March 1, 1995, the County officially adopt a plan for the management of municipal waste generated within its boundaries and set target goals for recycling.

In March of 1995, the DeKalb County Board adopted the DeKalb County Solid Waste Plan. The Board appointed the DeKalb County Health Department to be the administrative agency to manage the Solid Waste Management Program for the county. Implementation of the Plan by the Health Department began in January 1996. In 2000, 2005, 2010 and 2015, the DeKalb County Board of Health and DeKalb County Board completed reviews, updates and approval of the Plan. Beginning in 1995, the Solid Waste Program was funded by a \$1.10 per ton tipping fee on waste deposited in the landfill. In 2007, the tipping fee was increased to \$1.27 per ton. The Host Fee Agreement for the landfill expansion went into effect in 2014. In August 2014, revenue for the Solid Waste Program transitioned from tipping fees to the Host Fee Agreement.

The County Board adopted Resolution 2014-65 on September 17, 2014 to adopt zero waste as a guiding principle within the DeKalb County Solid Waste Management Plan, as recommended by the Zero Waste Task Force, and directed that the initial task focus on: the expansion of Rural Recycling, development of an ordinance to address Commercial/ Multi-Unit Recycling, development of a pilot program to harvest organic waste and establishment of a community advisory committee to provide input.

The following DeKalb County Landfill data was provided by Waste Management:

Total waste deposited (in tons) excluding special waste	498,497
Total out of county waste deposited (in tons)	454,935
Percentage of out-of-county waste	91.06%
Average tons per day deposited (5-day weeks, total 260 days)	1917.3
Years of life remaining at current disposal rate	38

Over the course of the last twenty-five years, the Solid Waste program has committed to managing Solid Waste with the intention of diverting as much away from the landfill as possible. Each year, the Program follows the plan to work toward the goal of reducing the landfill rate by 50 percent by the year 2034. Based on the data limitations of reporting businesses, data suggests about 20% of waste was diverted from landfills. Another way of measuring the amount of waste generated is by measuring the Pounds per Person per Day (ppd). In 2022, the landfill rate measured 2.99 ppd; this is a decrease from 2021 data which measured at 3.49 ppd.

2022 Solid Waste Program Achievements

*Due to employee turnover, progression of the Solid Waste program goals were delayed.

Rural Recycling

- Social media was used to raise awareness for the availability of rural recycling sites, to divert resident waste from going to the landfill.
- Talks began to expand Rural Recycling, by creating a central site location within the city of DeKalb. The conversation is still ongoing with the intent to complete it in 2023.

Commercial/Multi-Unit Housing Recycling

- Commercial and Multi-Unit Housing goals were not met in 2022 due to employee turnover, this goal is now being worked on in 2023.

Additional Waste Diversion

- The Electronic/Textile Collection was held on June 25, 2022 with over 380 cars served, filling 4 semi-trailers, 32 tons of electronic waste, 125 aerosol cans and 63 mini propane tanks were recycled. The Household Hazardous Waste Collection was held on June 4, 2022 with over 75 cars served.
- Residents of Sycamore, Genoa and Kirkland had the option of disposing HHW through the At Your Door program with Waste Management. For residents of the City of DeKalb, LRS offers a Household Hazardous Waste Collection from April to October of each year.
- A second Electronic/Textile Collection was held on September 24, 2022 with approximately 450 cars served, filling 4 semi-trailers, 29 tons of electronic waste, 508 aerosol cans, 73 mini propane tanks, 234 quarts, 587 gallons, and 39 5-gallon containers of latex paint were recycled.
- The Solid Waste Practitioner increased knowledge about recycling at community events.
- The Solid Waste Practitioner continued to participate with waste industry partners including the Illinois County Solid Waste Managers Association for networking, sharing ideas, staying informed of legislation and advocacy efforts.

2023 Solid Waste Program Goals

*Due to employee turnover some goals are carried over from 2022.

Rural Recycling

- Continue to increase community awareness of the availability of rural recycling sites in order to encourage rural residents to utilize.
- Continue talks to expand Rural Recycling by creating a drop off site location within the city of DeKalb.

Commercial/Multi-Unit Housing Recycling

- Work with Municipal leaders to advocate for stronger recycling ordinances.
- Encourage commercial and multi-unit owners to voluntarily institute recycling policies.

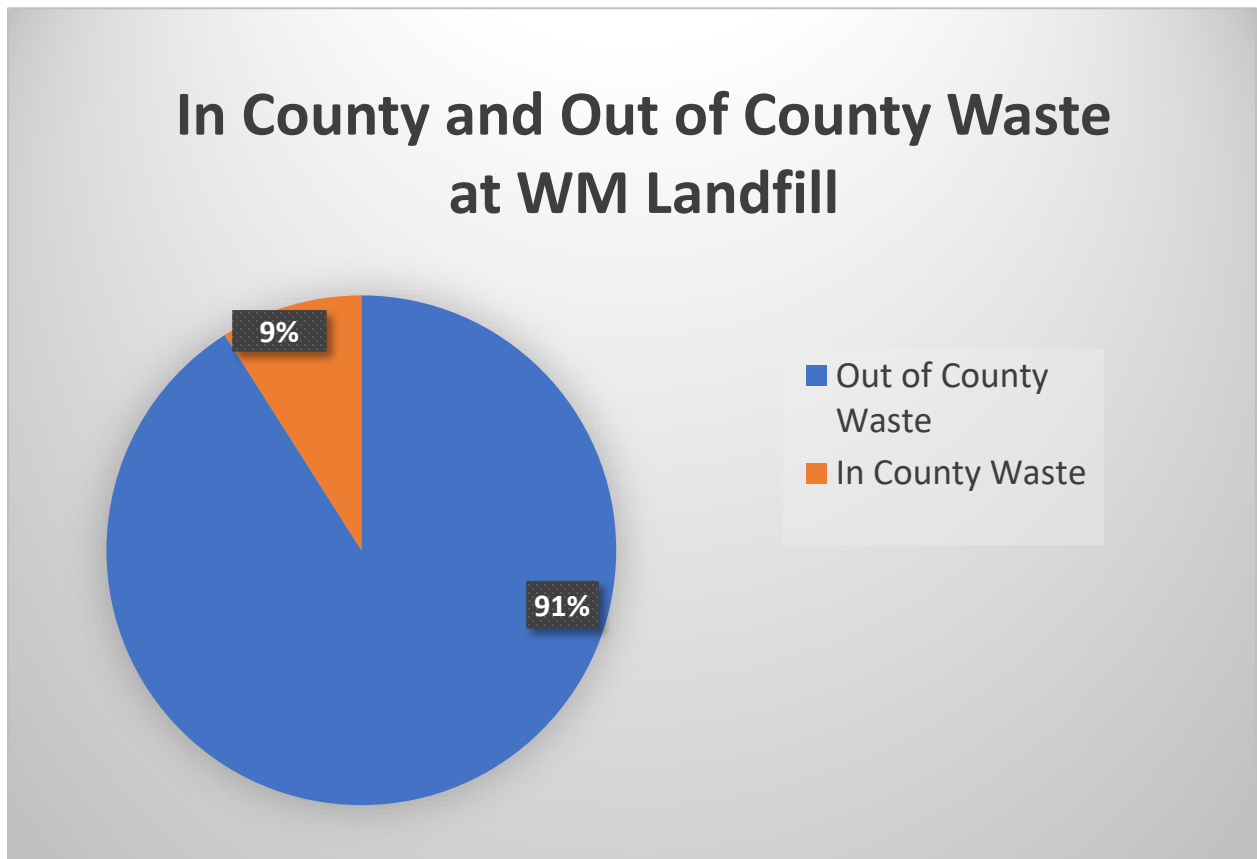
Other Solid Waste Program Goals

- Host the annual Household Hazardous Waste drive, Electronics Collection, Holiday Lights collection, and a tire collection for townships.
- Increase public awareness about recycling and food scrap collection through social media, at community festivals, and events.
- Work with municipal leaders to increase overall waste diversion from the landfill.
- Continue to participate with waste industry partners including the Illinois County Solid Waste Managers Association and Citizens Environmental Commission.
- Continue to attend webinars for IL PSC, IL Recycling Association, IRF/IRA, for networking, sharing ideas, staying informed of legislation and advocacy efforts.
- Reintroduce the recycling programs within the Sycamore school district and rejoin membership for the Sycamore Sustainability Committee

Solid Waste Program Data for 2022

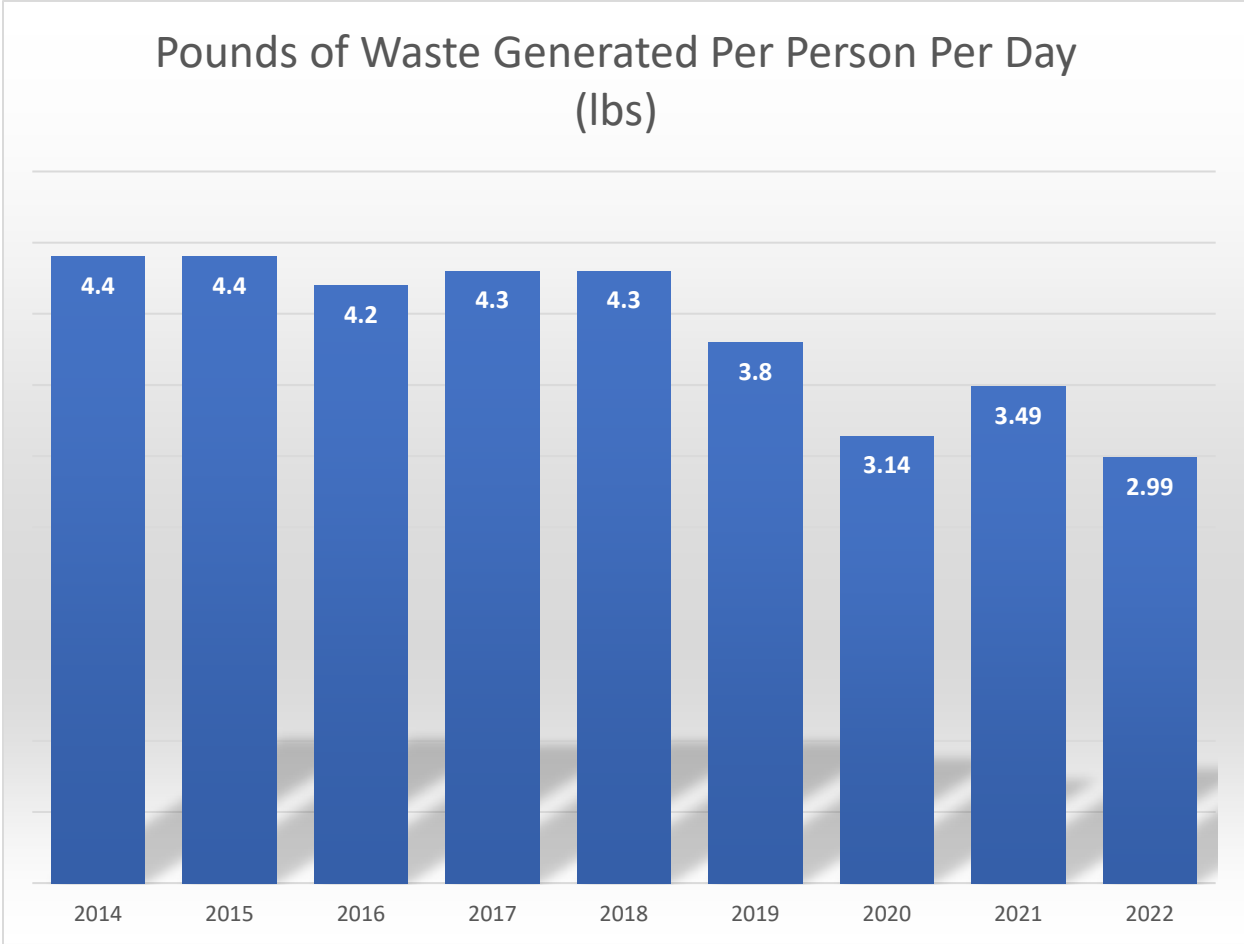
Graph 1: Indicates the amount of waste landfilled in the DeKalb County Landfill from DeKalb County and other counties. DeKalb County communities generated 43,562 tons or 8.94% of the waste. Surrounding counties generated 454,935 tons or 91.06% of the waste. Waste Management voluntarily provided this data from the DeKalb County Landfill.

Graph 1: Waste Sent to DeKalb County Landfill (tons)



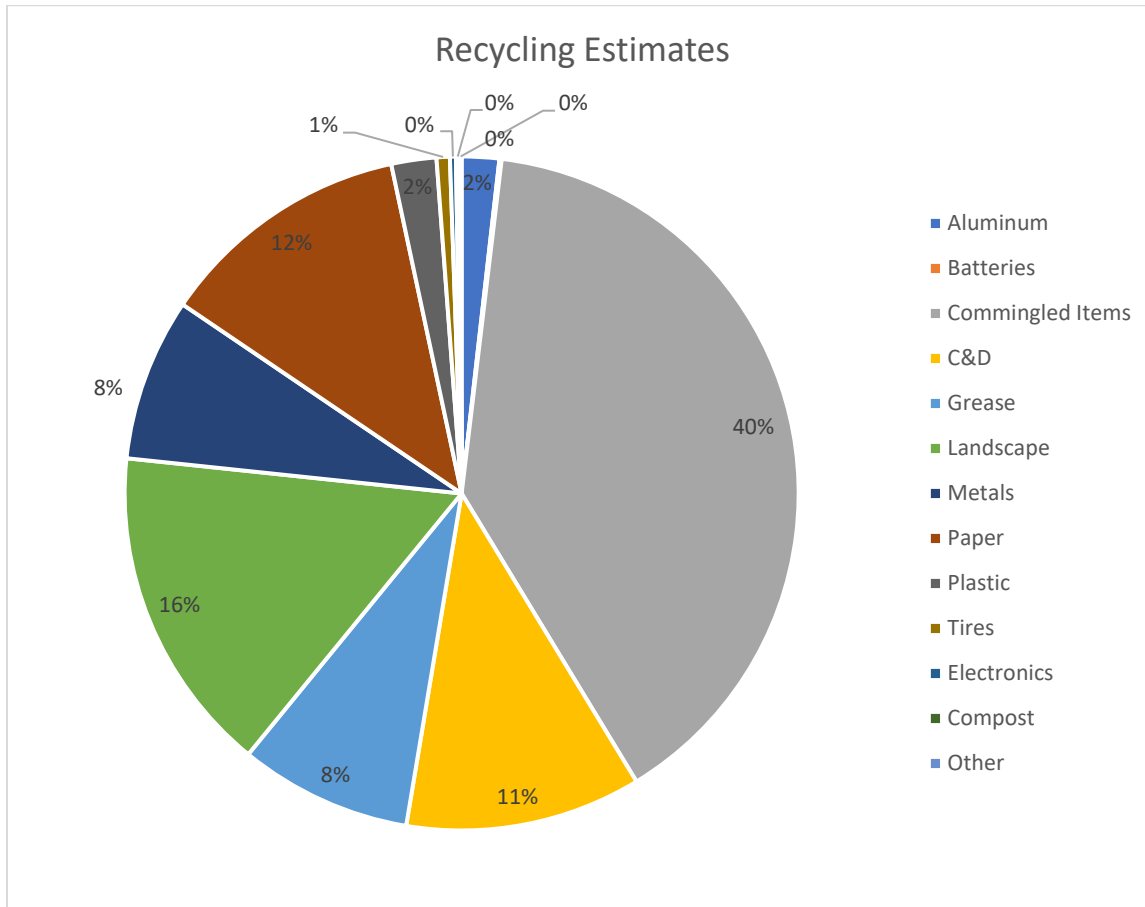
Graph 2: Indicates the County’s per capita landfill rate 2014 – 2021. In 2022, the County generated 2.99 pounds of waste per person per day (PPD). This is a decrease from 2021, which was 3.49 ppd.

Graph 2: Per capita landfill rate (ppd)



Graph 3: Indicates the estimated composition of materials recycled. In 2022, approximately 13,780.82 tons of recyclable materials were collected and diverted from the landfill. All recycling percentages are based on voluntary information provided by businesses and haulers known to be operating in DeKalb County.

Graph 3: Recycling Composition Estimates



**Solid Waste Management Program
Financial Statement
2010 – 2022**

Historically, the Solid Waste Program was funded by tipping fees from the landfill (Chart 1). The financial statement below shows financial revenues and expenditures from 2010 through 2017. Note that in August of 2014, the revenue stream changed from a tipping fee to a Host Benefit Agreement (Chart 2).

Chart 1: Tipping Fee Revenue/Expenditures

Fiscal Year	Revenue/ Tipping Fees	Interest	Other Revenue	Total	Expenditures	Fund Balance
2010	\$96,769	\$532	\$0	\$97,301	\$107,661	\$77,138
2011	\$92,389	\$315	\$2880	\$95,584	\$114,520	\$58,250
2012	\$89,235	\$64	\$390	\$89,689	\$112,539	\$35,400
2013	\$93,004	\$28	\$3239	\$96,271	\$106,971	\$24,699
2014	\$93,000	\$41	\$2,481	\$95,522	\$89,024	\$31,198

Chart 2: Host Benefit Agreement based Revenues/Expenditures

Fiscal Year	Landfill Host Benefit	Interest	HHW	Other Revenue	Total	Expenditures	Fund Balance
2015	\$200,000	\$123	\$25,000	\$2,159	\$227,282	\$173,924	\$86,065
2016	\$203,400	\$67	\$24,390	\$290	\$228,147	\$200,823	\$113,389
2017	\$203,400	\$40	\$25,000	\$487	\$228,927	\$181,501	\$160,815
2018	\$131,858	\$1,038	\$25,000	\$1,677	\$159,573	\$153,605	\$166,783
2019	\$134,133	\$3,150	\$2,678	\$40	\$140,001	\$110,878	\$195,906
2020	\$138,734	\$631	\$18,147	\$71	\$157,583	\$125,941	\$227,548
2021	\$140,658	\$128	\$24,427	\$0	\$165,213	\$129,994	\$262,767
2022*	\$151,441	\$2,618	\$25,000	\$19	\$179,078	\$121,295	\$320,550